



What the pros use!



Since 1990, Best Shot® advanced cleaning, conditioning and skin care products have been highly regarded by industry professionals for their quality, convenience, and innovations. They are engineered to minimize effort and maximize results.



Available at:
PH 07 3801 4800

DOG ESSENTIALS

www.dogessentials.com.au

Best Shot advanced cleaning, conditioning, and skin care products have been known for their quality, convenience, and innovations. Best Shot provides fabulous body and luster unlike anything you've experienced before. Our products are engineered to minimize effort and maximize results.

Best Shot saves you time! Our low suds formulas eliminate the need for pre-bath brushing, results in quicker coat rinsing, and incredibly reduces both drying and after brushing time. That's because all of our shampoos contain our **Coat Release™** formula...the right balance of protein enrichment and emollient properties.

Best Shot saves you money too! A little bit of product goes a long long way! Professional groomers worldwide are thrilled over how many pets they can now clean with just one bottle or jug of Best Shot. Better still... Horses, Dogs, or Cats ...one product does them all!

Our shampoos and conditioners are naturally detergent free! All of our products are properly **pH balanced** too. We use only natural coconut oil based surfactants, never harsh detergents. Only the finest biodegradable, cosmetic and pharmaceutical grade ingredients are used in their formulation. Organic conditioners along with hydrolyzed wheat & silk proteins build body, moisturize, and custom condition each hair shaft for amazing results.

Pets stay cleaner longer and shed-less with Best Shot! Doesn't it make sense to seal the coat after bathing? Of Course! Best Shot's Ultra Vitalizing Mist® will seal, shine, and repel dirt without ever drying the skin. And because of its coat release, detangling, and de-matting abilities, Best Shot is highly recommended before force drying. In fact, we're a pioneer of **shed-less treatment** products!

Over the years Best Shot has received critical acclaim for its 3-Step system, Coat Release™ formula, and de-matting abilities from many well known industry professionals. Best Shot is often referred to as **The Last De-matting Tool You Will Ever Need!** because of the ease in which it wrestles the toughest tangles, mats, and static problems. So much so, that we trademarked the phrase!



Simplify Your Life
Put Best Shot to work for you!

Available at:
PH 07 3801 4800

DOG ESSENTIALS

www.dogessentials.com.au

3 easy steps!

**Best Shot Products are so simple to use,
that anyone can get professional results!**

Any of our all natural protein enriched shampoos when used in conjunction with our Ultra Plenish® conditioner & Ultra Vitalizing Mist® will minimize effort and maximize results. Together they eliminate the need for pre-bath brushing, release dead hair & undercoat, wrestle mats & tangles, rid static electricity, reduce shedding, and so much more! As for appearance... you'll be thrilled with the results!

Let Best Shot's 3-Step system work for you!

1 SHAMPOOING

When hand applying, make sure the coat is well saturated with water. Work shampoo through the entire coat. If animal is not matted or severely tangled, you may use a rake for long hair and a rubber brush for short hair to work the product through the coat to release dead hair and undercoat. **WARNING: One should never attempt to break any mats or tangles when the coat is still wet! Its always best to work them out after the coat has been fully treated and completely dried.*** Don't expect the heaps of bubbles you're accustomed to either. Suds & bubbles actually clump hair shafts together, inhibiting the deep cleaning and moisturizing that your animals coat requires. You'll find rinsing is a snap with Best Shot. Remember our shampoos are protein enhanced, so be sure to let them set as needed for optimum result

2 CONDITIONING

After shampooing and rinsing, work our Ultra Plenish thoroughly thru your animals entire coat. Apply it liberally to matted and damaged areas. You may wish to apply it full strength to mats, manes, and tails. Setting time for conditioning may vary based on breed and coat condition. Several minutes may be required for optimal results. Again, if the coat is not matted or severely tangled, you may use a rake or rubber brush to work the product through the coat to further free any dead hair or undercoat. Rinsing is a snap! **REMEMBER: Hold off breaking any mats or tangles until the coat is fully treated and dried.***

3 COAT FINISHING

First remove excess water with a towel or forced air so the coat is damp. Mist the coat entirely to the skin, applying generously to manes, tails, mats, and tangles. Best Shot's protein enriched Ultra Vitalizing Mist is a versatile spray on leave in emollient conditioner.

Misting seals in moisture, adds body/texture, and shines the coat while reducing drying time, dander, and static. We recommend Misting as a final step before completely drying. For damaged or matted coats, let set up to 10 minutes before force drying. Misting makes de-matting and de-tangling much easier once the coat is dry, and is great for routine brush outs to maintain and condition coats between baths. Your animal's coat will stay cleaner longer.

*DRYING

Never attempt to brush out a mat or tangle that is still wet or damp! Always totally dry the coat before de-matting or de-tangling. The most effective way is to force dry completely, letting your dryer do the work for you. Cleaning and conditioning with Best Shot will enable your dryer to blow out significantly more shedding and undercoat, so you won't have to brush much out afterwards! Best Shot's hydrating protein treatments leave coats, manes, and tails more manageable, and often tangle and mat free.



Best Shot's UltraMAX professional products are engineered to tackle your toughest challenges with ease and guaranteed results! UltraMAX is natural, biodegradable, and soap free. Each product harnesses the finest and safest naturally derived ingredients, decades of experience, and the most current advancements in coat & skin care available today



UltraMAX Pro 50:1 Shampoo


AN EXTREMELY VERSATILE "4 IN 1" CONCENTRATED SHAMPOO THAT CAN BE DILUTED TO PREFERENCE SPECIFICALLY FOR THE TASK AT HAND. GENERAL PURPOSE CLEANING UP TO 50:1, COURSE COATS UP TO 30:1, DEEP CLEANING UP TO 15:1, DEGREASER 1:1

UltraMAX Pro 8:1 Conditioner

SILK PROTEIN ENRICHED FOR SILKY SHEEN, FLOW, AND BOUNCE. MAKES THICK COATS FLOW GRACEFULLY. TECHNICALLY ADVANCED HYDRATING CONDITIONERS FEATURE EXTRA COAT RELEASE FOR THE MOST STUBBORN SHEDDING, THICK UNDERCOAT, AND LONG DROP COATS REQUIRING ADDED SLIP AND FLOW. USE FOR SEVERELY DAMAGED, MATTED, OR TANGLED HAIR.

UltraMAX Pro Finishing Spray:

ALCOHOL FREE! OFFERS SUPERIOR COAT STRENGTHENING, EXTRA SLIP, AS WELL AS SHEEN. IT PROTECTS HAIR FROM HEAT, FLAT IRONING, AND CHEMICAL STYLING. HYDRATES COAT, SOOTHES SKIN, ELIMINATES STATIC, AND SPEEDS DRYING TIME.



Available at:
PH 07 3801 4800

DOG ESSENTIALS

www.dogessentials.com.au

[Ultra Wash® Shampoo](#)

Ultra Wash Shampoo eliminates the need for pre-bath brushing and significantly reduces after brushing time. It is protein enriched to enhance any coat type. Low foaming for better penetration and quick rinsing. Contains Coat Release™ especially for double coats and shedding. Herbal essentials oils provide natural deodorizing leaving the coat smelling fresh and clean. Dilute—dematting 3:1, normal up to 6:1



[ULTRA WASH TOO](#)

TO BE USED WITH RE-CIRCULATING BATHING SYSTEMS. Specially formulated to further increase your re-circulating bathing pumps efficiency by reducing foam build up that typically occurs with other shampoo. Works with any brand system. A higher concentrate with all of the same brush-out, blow-out, and de-matting benefits of our “original” Ultra Wash Shampoo! Use in conjunction with Ultra Plenish Conditioner & Ultra Vitalizing Mist to minimize effort & maximize results!

64:1 Dilution



[Lemon-Aid™ Oatmeal Conditioning Shampoo with Jojoba Oil](#)

Lemon-Aid features a pH balanced blend of gentle cleansers, oatmeal protein, and jojoba oil that soothe sensitive skin, fight dandruff, and dramatically enhance elasticity and moisture retention. It hydrates each hair shaft and closes the cuticle so you can expect superior conditioning of both coat and skin, exceptional body and manageability, significant static reduction, and improved gloss and sheen for a stunning appearance. Recommended for silky drop coated breeds prone to static, as well as smooth coated breeds. Dilute: 7:1 for dematting or up to 14:1



[MED—Many Extra Duties Shampoo](#)

Contains Aloe Vera Gel, Eucalyptus oil, and Chamomile extract as well as Coat Release™ so it easily removes loose dead hair in the tub. Use in conjunction with Ultra Plenish and Ultra Vitalizing Mist for professional results!

(For best results, use at 1:1 Dilution and let sit 3 minutes before rinsing. Otherwise dilute up to 3:1 for desired effect.)



[Ultra Plenish® Conditioner](#)

Ultra Plenish Conditioner provides customized conditioning where it's needed most. Protein enriched with silk amino acids to provide fantastic body and shine. Highly recommended for double coats and for shed-less treatments. Contains Coat Release™ to further free undercoat while bathing. When used together with Best Shot shampoos and Ultra Vitalizing Mist, it dramatically reduces tangles, mats, and static. Dilute, demating 1:1, normally up to 5:1

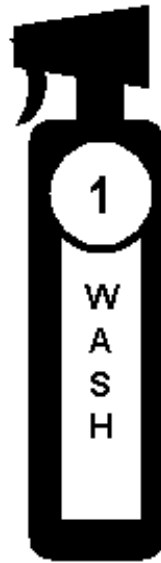


[Ultra Vitalizing Mist® & De-Mat Spray](#)

Ultra Vitalizing Mist loosens mats, frees tangles, and rids static. This versatile spray on leave in conditioner is protein enriched. Apply wet or dry. Alcohol free! Seals, shines, and repels dirt. Recommended for shedding and as a final step before force drying to de-mat, reduce brushing, and speed drying time. Great for routine brush-outs and coat maintenance.



How to Minimize Effort & Maximize Results Using Best Shot's 3-Step Bathe Before You Brush Method



STEP 1 INSTRUCTIONS

Recommended Spritz Bottle Application

Using a 16 to 20 oz. spray bottle, mix three parts water to one part Ultra Wash[®]. If using Lemon-Aid[™], add only 2 oz. of product to 14 oz. of water (*that's 7 to 1*) Seal and shake well.

If hand applying, dilute 5:1, or 3:1 for severe de-matting. (If using a bathing pump, Try our Wash Too[™] 6:4:1 dilution)

Bathing the Coat

Make sure coat is well saturated with water. Spritz coat as needed, applying more to matted, oily, and soiled areas.

Work shampoo well through coat. For best results, let set up to three minutes. (*For severely oily coats, let set longer or pre-apply before wetting.*)

For double coated dogs, use a grooming rake or comb to remove excess loose wet hair from coat. Never attempt de-matting a wet coat at this stage.

Rinse thoroughly with fresh water.

Best Shot's original "Bathe Before You Brush Method" is time tested and proven for bathing & prepping multiple dogs. You will be amazed at how many dogs you can bathe with one properly diluted spritz bottle.

When working the steps in conjunction, you will significantly reduce rinsing, drying and brushing time! You can repair damaged coats while reducing tangles and static problems! Mats will comb out much easier when fully dried. Best Shot will not dry or irritate the skin, and that's great news for your hands too!



STEP 2 INSTRUCTIONS

Recommended Spritz Bottle Application

Using a Spray bottle, mix one part water to one part Ultra Plenish[®] Seal and shake well.

If hand applying, dilute 5:1, or 1:1 for severe de-matting.

Conditioning & Dematting the Coat

Make sure coat is well saturated with water. Spritz coat as needed, applying generously to mats and heavy under coat.

Work conditioner well through the coat. For best results, let set three to five minutes (Let set longer for badly damaged or brittle coats)

For double coated dogs, use a grooming rake or comb to remove excess loose wet hair from coat. Never attempt de-matting a wet coat at this stage.

Rinse with fresh water.

STEP 3 INSTRUCTIONS

16 oz. Ultra Vitalizing Mist[®]

Ready to Use. Shake Well.

Seal, Shine & Detangle the Coat

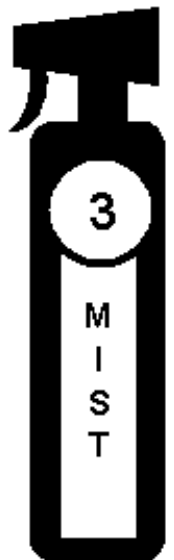
Always remember to protect and seal a clean coat after bathing! You'll be amazed at how Best Shot repels dirt to help keep pets stay cleaner longer and shed-less!

Make sure coat is damp.

You may need to blow out excess water first.

Spritz the coat as needed, applying generously to mats and heavy undercoat. Work Mist well through the coat. For best results, let set up to three minutes before force drying (*Longer for badly damaged or brittle coats.*)

Use a force dryer & a grooming rake or comb to blow coat completely dry. Remaining mats will dramatically work free much faster. Mat combs are recommended for severe de-matting.



Best Shot's legendary 3-Step process is highly regarded by industry professionals as "The Last Dematting Tool You'll Ever Need!" Bathing and Conditioning with Best Shot[®] will reduce shedding because of our Coat Release[™] formula and eliminate the need for most pre-brushing. Applying Ultra Vitalizing Mist[®] before force drying will help eliminate up to 85% of after-brushing, repel dirt, reduce shedding, and speed drying time. You'll be amazed at how much undercoat and loose hair is released!



Available at:
PH 07 3801 4800

DOG ESSENTIALS

www.dogessentials.com.au